



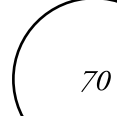
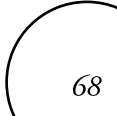
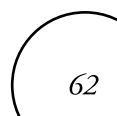
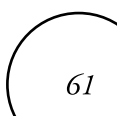
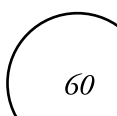
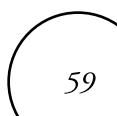
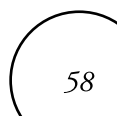
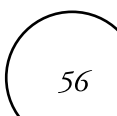
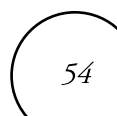
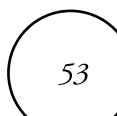
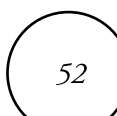
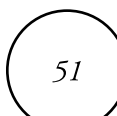
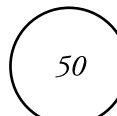
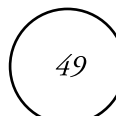
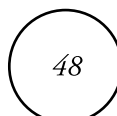
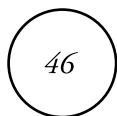
Le Manège à Bijoux

E.LECLERC

baguier

Comment mesurer votre tour de doigt ?

Poser une de vos bagues sur un cercle
Quand le trait du cercle touche l'intérieur de votre bague,
notez le numéro correspondant. C'est votre taille de doigt.



Vérifiez l'échelle, pour que le baguier soit juste.

10cm.